



West Goshen Township Police Department Monthly Activity Report for December 2020

Motor Vehicle Accidents:	This Month	Last Month	Last Year
Property Damage Only	16	19	18
Injury	1	20	4
Pedestrian Involved	0	1	0
Fatality	0	0	0
Totals:	17	40	22

Miscellaneous Activities:	This Month	Last Month	Last Year
Alarms	64	60	63
Assist to Other Departments*	36	37	36
Assist from Other Departments**	30	22	22
Dog Complaints	8	4	4
Fire Calls	16	22	17
Ambulance Calls	114	113	105

*Assist To:				**Assist From:		
<u>WEGO</u>	<u>West Chester</u>	<u>New Castle</u>	<u>WC University</u>	<u>WEGO</u>	<u>West Chester</u>	<u>PSP Avondale</u>
302	Hit & Run	PFA	Suspicious Person	911 Hang up Calls	Accident	Fleeing & Eluding
Accident 4	Suspicious Person 2	<u>PennDOT</u>		Accident	Domestic Dispute	<u>PSP Embreeville</u>
Disturbance	<u>Chesco Sheriff</u>	Snow Removal	<u>West Whiteland</u>	Disturbance 3	Found Property	Fleeing & Eluding
Erratic Driver 2	Traffic	<u>PSP Avondale</u>	Accident	Erratic Driver	Misc.	<u>Tredyffrin Twp.</u>
Foot Pursuit	<u>Gering City</u>	DRE	Warrant	Fleeing & Eluding	Possession	Fleeing & Eluding
Suspicious Person	Evidence Custody	<u>PSP Embreeville</u>		Misc.	Road Rage	<u>Uwchlan Twp.</u>
Traffic	<u>Goodwill Fire Co.</u>	LPR Assist		Suspicious Person	Theft	Warrant
<u>Attorney General</u>	False Alarm	Traffic		Theft	<u>Chesco DA</u>	<u>West Whiteland</u>
Livescan 2	<u>Goshen Fire Co.</u>	<u>PSP Warren</u>			Possession	Burglary
<u>Beaverton PD</u>	Ambulance Call	Traffic		<u>Chesco CYF</u>	<u>East Norriton Twp.</u>	Fleeing & Eluding
Fraud	False Alarm	<u>Toms River PD</u>		Misc.	Fleeing & Eluding	
<u>Birmingham Twp.</u>	Smoke Alarm	Warrant		Welfare Check	<u>East Whiteland</u>	
Erratic Driver	<u>Lancaster County APO</u>				Burglary	
<u>Buckingham Twp.</u>	Welfare Check			<u>Chesco Coroner</u>	Fleeing & Eluding	
Misc.				DOA		

Mileage Report

Vehicle:	This Month	Accumulated	Vehicle:	This Month	Accumulated
5201	1,873	63,812	5237	234	41,417
5202	1,279	70,377	5238	633	35,370
5203	772	44,057	5239	370	25,764
5204	476	102,499	5240	566	18,314
5215	0	115,619	5241	334	16,613
5224	410	51,589	5242	17	155,487
5226	292	78,901	5243	1,407	27,602
5227	0	84,600	5244	775	12,021
5229	347	57,181	5245	538	11,049
5233	881	68,384	5246	686	7,744
5234	1,206	65,293	5247	840	6,149
5235	639	68,059	5248	825	3,782
5236	1,332	64,069	5249	1,107	6,398

Total Mileage This Month: 17,839
Total Mileage Last Month: 20,480
Mileage Same Time Last Year: 21,876

BUILDING PERMIT REPORT
 WEST GOSHEN TOWNSHIP
 12/1/20 - 12/31/20

BUILDING OFFICIALS
 MIKE McCarthy
 JOHN BESWICK

PERMIT TYPE	NUMBER OF PERMITS	CONSTRUCTION COST	PERMIT FEES
ASF & DSF Dwellings	9	\$2,297,897.00	\$23,019.47
BUILDING	23	\$1,367,093.98	\$15,326.14
ELECTRICAL	32	\$213,369.33	\$2,364.16
FIRE PROTECTION	3	\$152,400.00	\$1,690.50
HVAC	35	\$329,553.00	\$3,953.82
PLUMBING	18	\$144,480.00	\$2,018.30
ROOFING	6	\$80,356.20	\$627.00
ZONING	3	\$49,750.00	\$900.00
Use & Occupancy	12	\$0.00	\$975.00
SUB- TOTALS	141	\$4,634,899.51	\$50,874.39
E&S	5	\$0.00	\$2,750.00
SEWER Tapping & Connection	7	\$0.00	\$22,353.00
OPEN SPACE	7	\$0.00	\$17,500.00
ROAD OCCUPANCY	18	\$0.00	\$3,455.00
Totals	178	\$4,634,899.51	\$96,932.39
Residential	139		
Commercial	39		
Total	178		

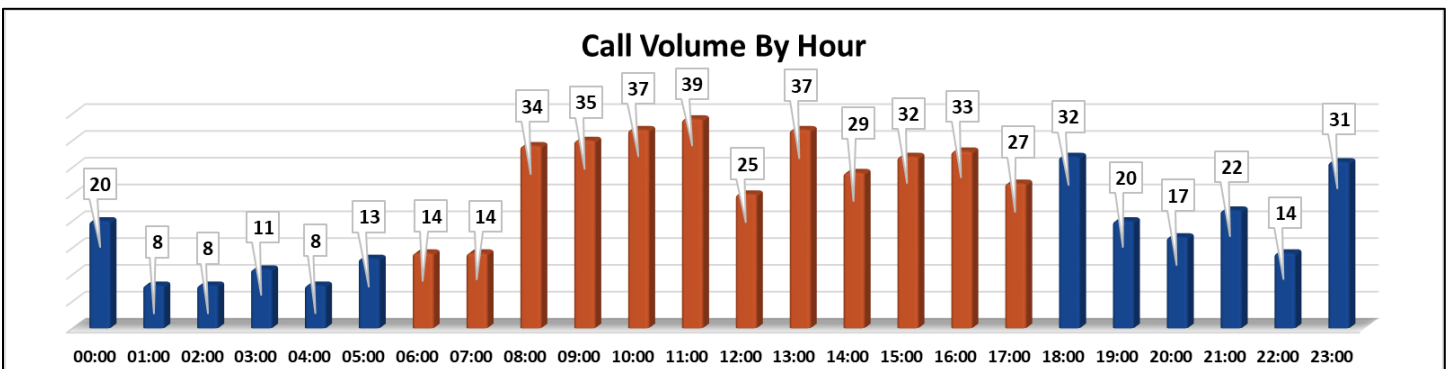
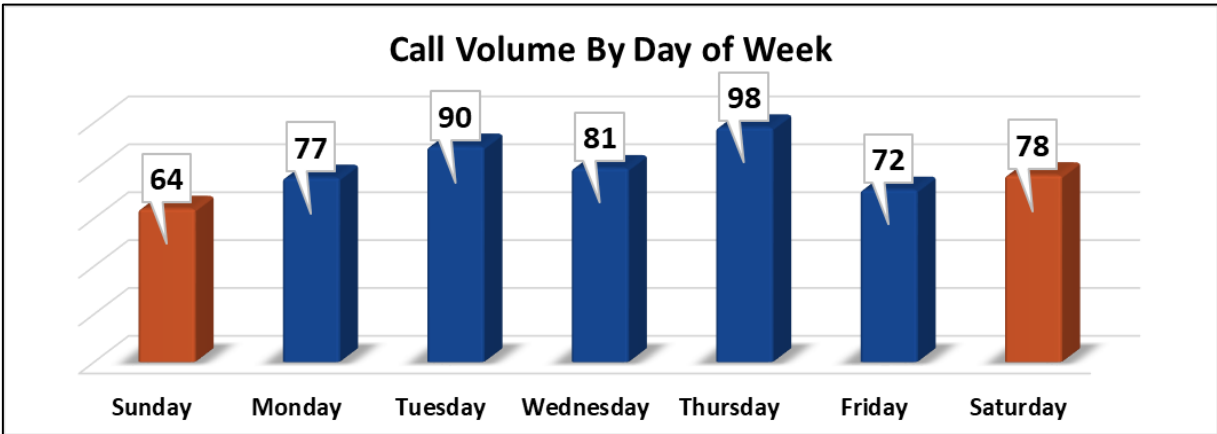
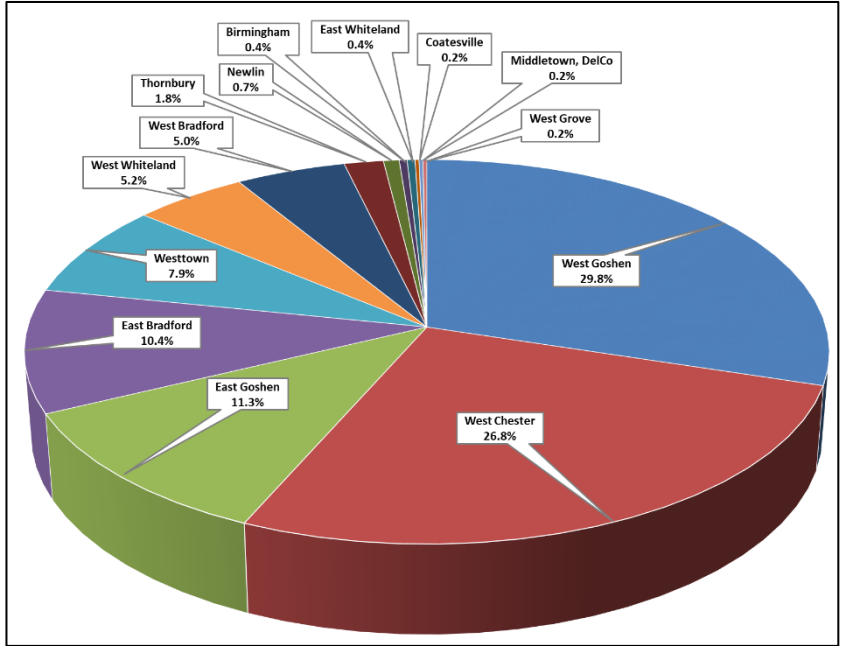


December 2020

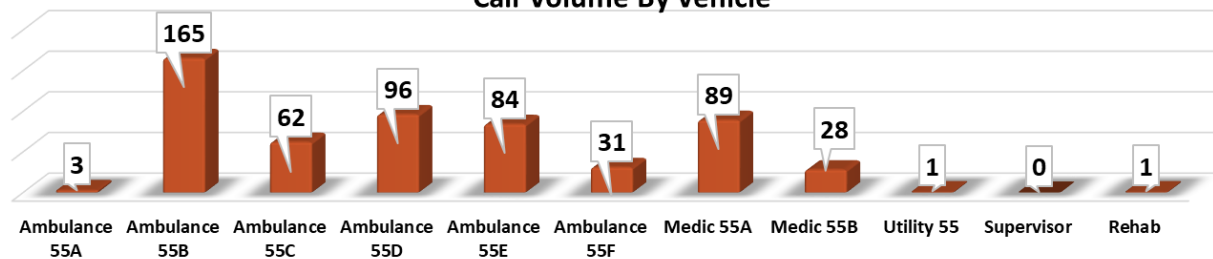
OPERATIONS REPORT

CALL VOLUME

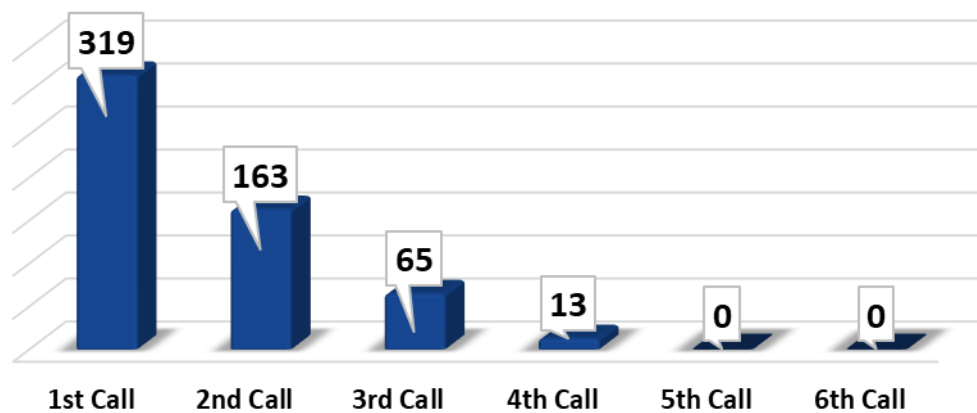
Municipality	Month	% of Calls	YTD
West Goshen	167	29.8%	1435
West Chester	150	26.8%	1452
East Goshen	63	11.3%	624
East Bradford	58	10.4%	585
Westtown	44	7.9%	534
West Whiteland	29	5.2%	299
West Bradford	28	5.0%	247
Thornbury	10	1.8%	131
Newlin	4	0.7%	22
Birmingham	2	0.4%	74
East Whiteland	2	0.4%	
Coatesville	1	0.2%	
Middletown, DelCo	1	0.2%	
West Grove	1	0.2%	
	560		



Call Volume By Vehicle



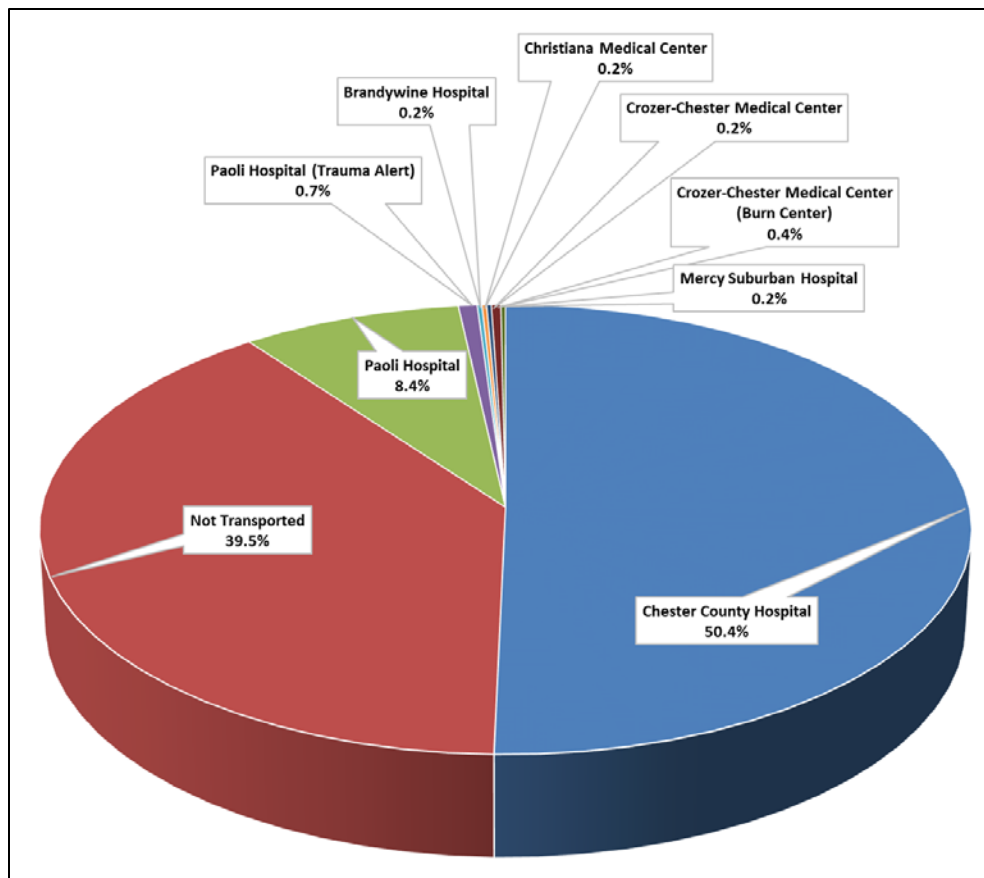
Call Sequence



HOSPITAL DESTINATION INFORMATION

Receiving Hospital	Total	%
Chester County Hospital	282	50.4%
Not Transported	221	39.5%
Paoli Hospital	47	8.4%
Paoli Hospital (Trauma Alert)	4	0.7%
Brandywine Hospital	1	0.2%
Christiana Medical Center	1	0.2%
Crozer-Chester Medical Center	1	0.2%
Crozer-Chester Medical Center (Burn Center)	2	0.4%
Mercy Suburban Hospital	1	0.2%
	560	
	Transported:	339 60.5%
	Not Transported:	221 39.5%
		560

Non-Transport Breakdown	
Refusal	55
Recalled Enroute	22
Recalled On Scene	51
No Services	37
Lift Assist	44
DOA	11
Released to BLS	1
External ALS Assist	0
	221



MISCELLANEOUS CALL INFORMATION

Average Times	
Dispatch To Enroute	1.41
Enroute To On Scene	6.68
On Scene Time	16.49
Transport Time	9.63
Dispatch To Available	43.14

Alcohol / Drug Suspicion		
	Total	%
Alcohol	15	2.7%
Alcohol and Drugs	4	0.7%
Drugs	6	1.1%
Total:	25	4.5%
Unknown / Unable to Determine	26	4.6%

Calls Covering Other Agencies	
Goshen Fire Co	16
Malvern Fire Co	3
Concordville Fire Co	2
Minquas Fire Co	2
Uwchlan Ambulance	2
Washington Hose Co	1
West Grove Fire Co	1
	27

Responses By Station	
Main Station (Station 55)	418
East Goshen (Station 155)	55
East Bradford (Station 255)	87

West Chester University Calls		
	Total	%
Total WCU Calls	3	0.5%
WCU Calls in West Chester	1	0.2%
WCU Calls in West Goshen	0	0.0%
WCU Calls in East Bradford	2	0.4%

Call Types		
BLS - Sick Person	90	16.1%
BLS - Fall / Lift Assist	74	13.2%
ALS - Respiratory Difficulty	63	11.3%
ALS - Cardiac Problems	54	9.6%
BLS - Injured Person	27	4.8%
Accident - BLS	24	4.3%
BLS - Emotional Disorder	23	4.1%
ALS - Fall	19	3.4%
EMS - Stand By - Fire	17	3.0%
BLS - Abdominal Pain	16	2.9%
ALS - Abdominal Pain	15	2.7%
ALS - Seizures	14	2.5%
ALS - Syncope	14	2.5%
ALS - Cardiac/Resp Arrest	11	2.0%
ALS - Overdose	10	1.8%
ALS - Unresponsive Person	10	1.8%
ALS - CVA/Stroke	9	1.6%
BLS - DOA	7	1.3%
ALS - Diabetic Emergency	6	1.1%
ALS - Allergic/Med Reaction	5	0.9%
ALS - Hypotension	5	0.9%
ALS - Unconscious Person	5	0.9%
BLS - Overdose	5	0.9%
ALS - Injured Person	4	0.7%
BLS - Back Pain	4	0.7%
ALS - Emotional Disorder	3	0.5%
ALS - Hemorrhaging	3	0.5%
Accident - Entrapment	3	0.5%
Alarm - BLS Medical	3	0.5%
BLS - Seizures	3	0.5%
BLS - Unknown Nature	3	0.5%
ALS - Burns - Scalding/Other	2	0.4%
BLS - Assault w/Injury	2	0.4%
BLS - Hemorrhaging	2	0.4%
Accident - ALS	1	0.2%
Accident - Involving Fire	1	0.2%
Accident - Pedestrian	1	0.2%
Alarm - Carbon Monoxide	1	0.2%
BLS - Burns - Misc	1	0.2%
	560	

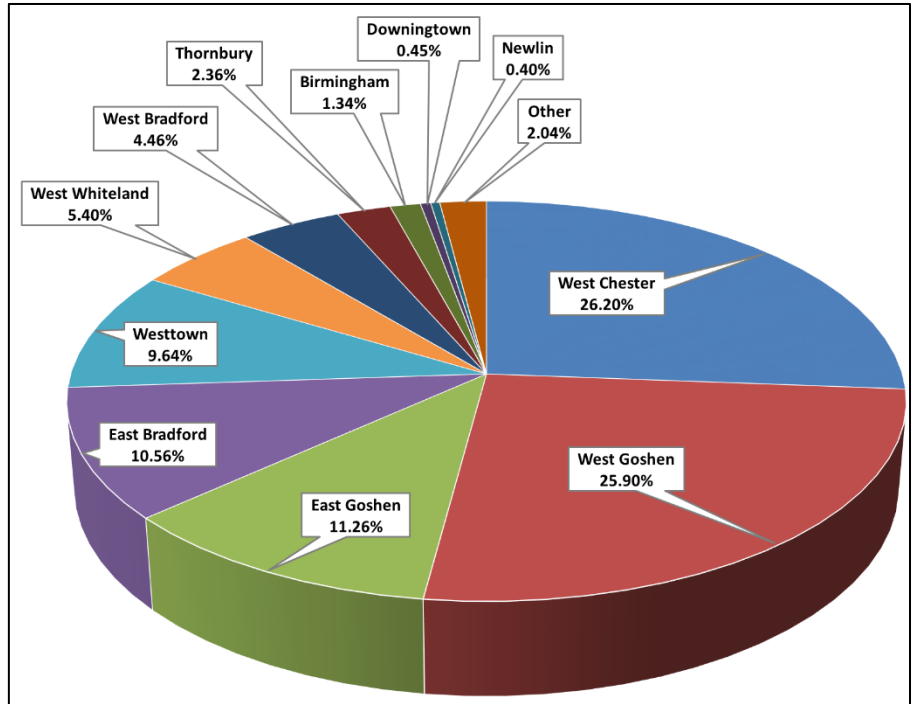


2020

OPERATIONS REPORT

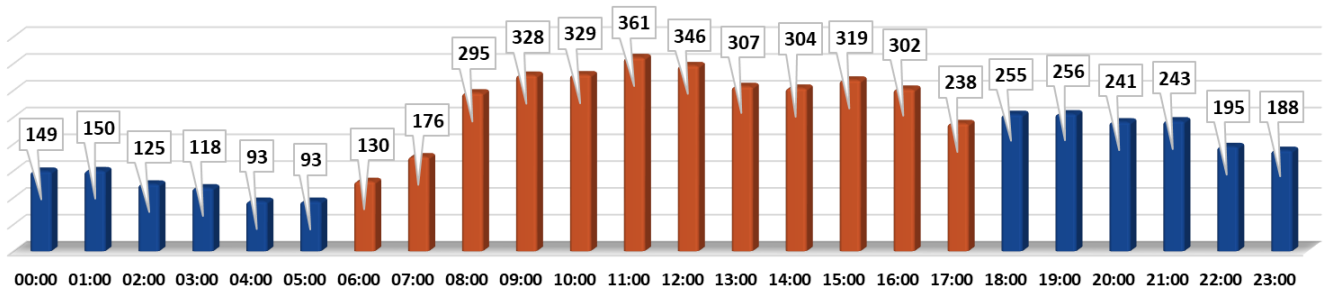
CALL VOLUME

Municipality	Count	% of Calls
West Chester	1452	26.20%
West Goshen	1435	25.90%
East Goshen	624	11.26%
East Bradford	585	10.56%
Westtown	534	9.64%
West Whiteland	299	5.40%
West Bradford	247	4.46%
Thornbury	131	2.36%
Birmingham	74	1.34%
Downingtown	25	0.45%
Newlin	22	0.40%
Pocopson	13	0.23%
Willistown	13	0.23%
Kennett	12	0.22%
East Whiteland	11	0.20%
Caln	8	0.14%
Uwchlan	8	0.14%
Pennsbury	7	0.13%
East Marlborough	6	0.11%
East Caln	5	0.09%
Lansdowne, DelCo	5	0.09%
East Fallowfield	4	0.07%
Coatesville	3	0.05%
Kennett Square	3	0.05%
Middletown, DelCo	2	0.04%
Charlestown	1	0.02%
Concord, DelCo	1	0.02%
Darby, DelCo	1	0.02%
Easttown	1	0.02%
East Lansdowne, DelCo	1	0.02%
Franklin	1	0.02%
New Garden	1	0.02%
North Coventry	1	0.02%
South Coatesville	1	0.02%
West Brandywine	1	0.02%
West Grove	1	0.02%
West Marlborough	1	0.02%
Yeadon, DelCo	1	0.02%
5541		

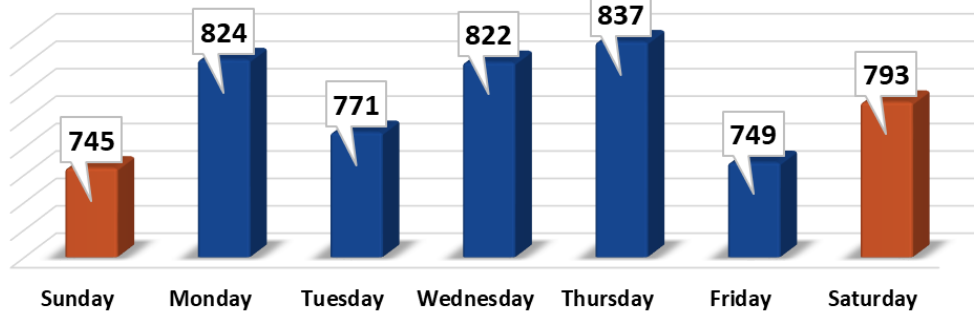


Total Calls Comparison		
2019	2020	+/-
6010	5541	-469
Total Transports Comparison		
2019	2020	+/-
4059	3424	-635

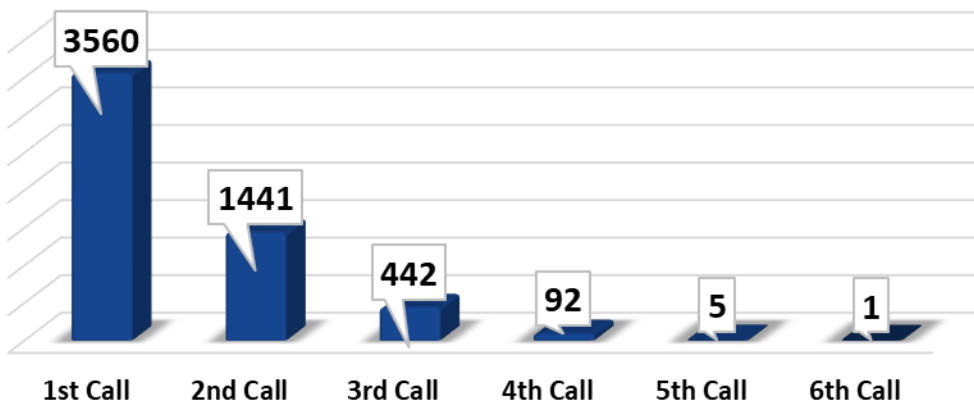
Call Volume By Hour



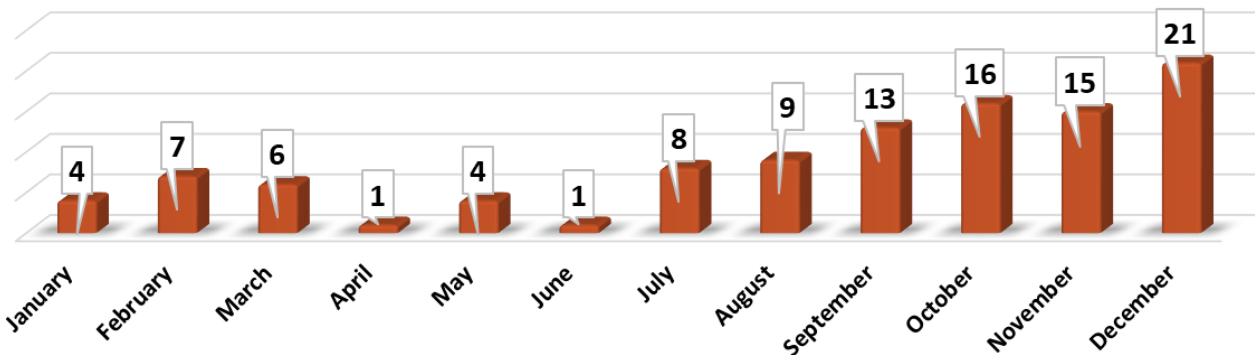
Call Volume By Day of Week



Call Sequence



Interfacility Transports

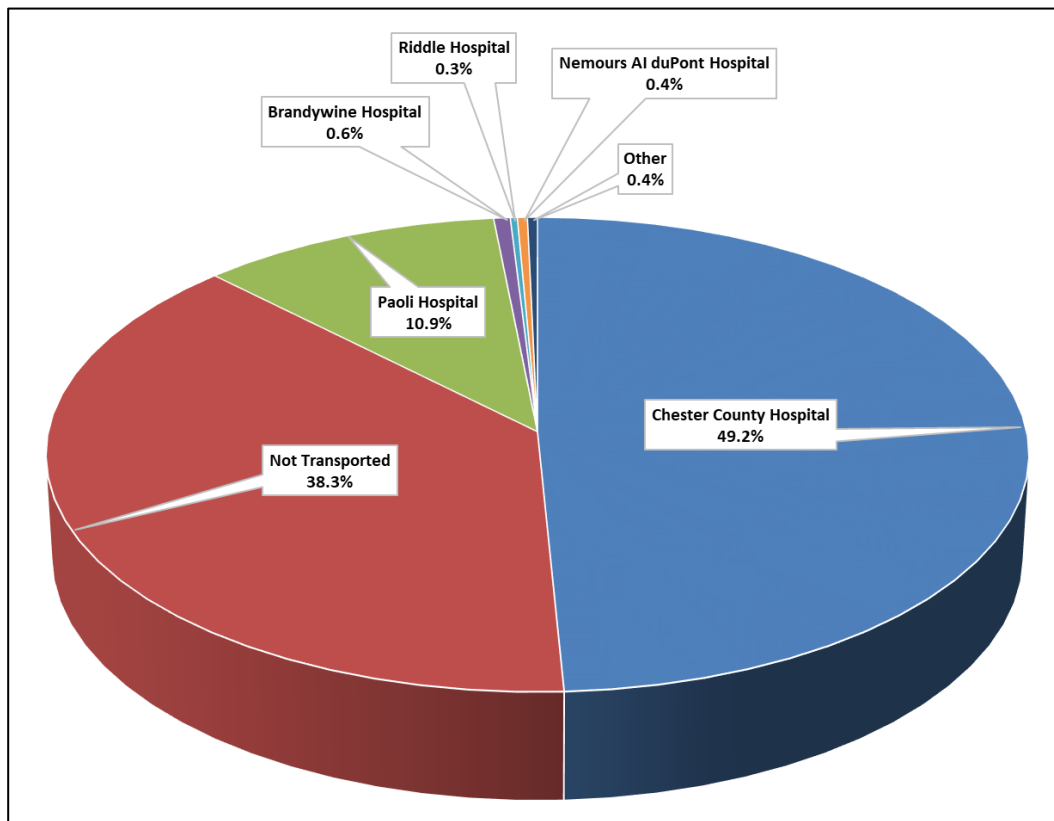


Total Interfacility Transports: 105

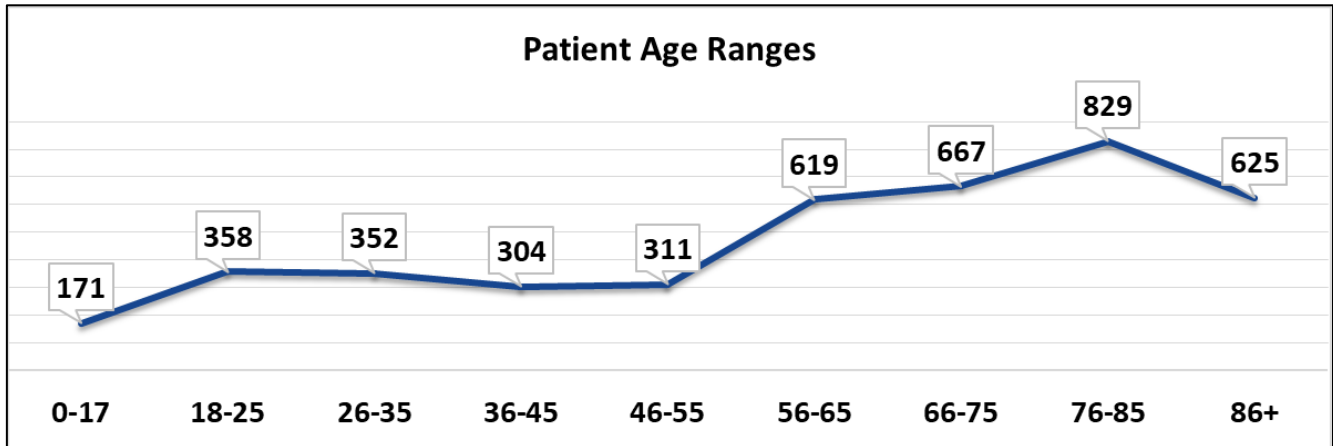
HOSPITAL DESTINATION INFORMATION

Receiving Hospital	Total	%
Chester County Hospital	2727	49.2%
Not Transported	2124	38.3%
Paoli Hospital	547	9.9%
Paoli Hospital (Trauma Alert)	56	1.0%
Brandywine Hospital	33	0.6%
Nemours Al duPont Hospital	17	0.3%
Nemours Al duPont Hospital (Trauma Alert)	3	0.1%
Riddle Hospital	14	0.3%
Bryn Mawr Hospital	5	0.1%
Crozer-Chester Medical Center	4	0.1%
Crozer-Chester Medical Center (Trauma Alert)	2	0.0%
Crozer-Chester Medical Center (Burn Center)	2	0.0%
Mercy Fitzgerald Hospital	3	0.1%
Children's Hospital of Philadelphia	1	0.0%
Christiana Hospital	1	0.0%
Mercy Suburban Hospital	1	0.0%
Phoenixville Hospital	1	0.0%
5541		
Transported:		3417 61.7%
Not Transported:		2124 38.3%
5541		

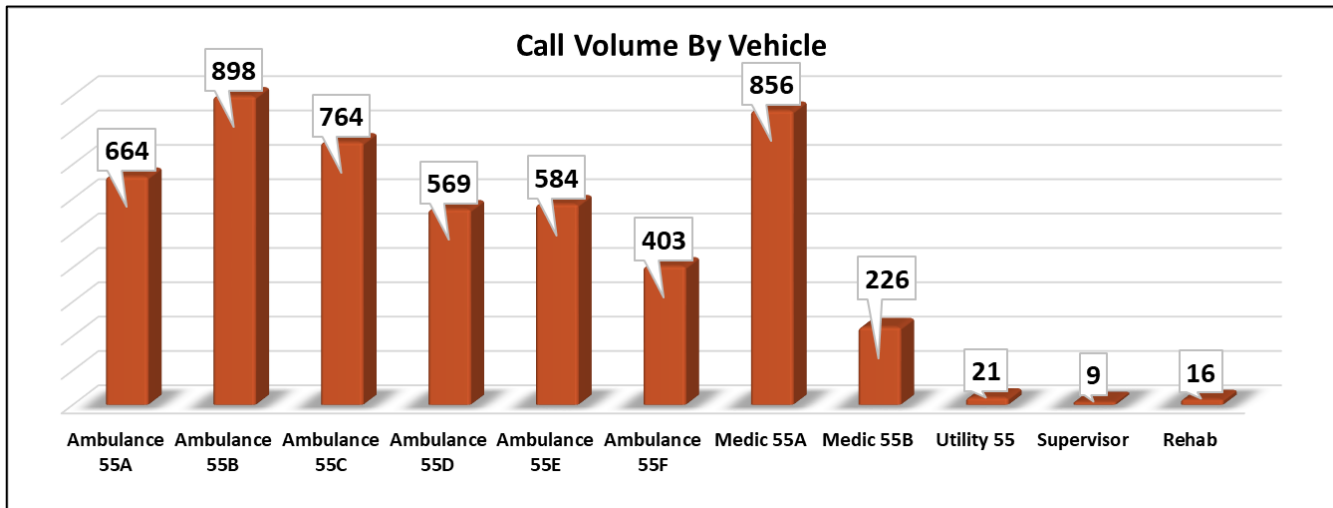
Non-Transport Breakdown	
Refusal	540
Recalled Enroute	284
Recalled On Scene	607
No Services	407
Lift Assist	190
DOA	64
Released to BLS	31
External ALS Assist	1
2124	



PATIENT DEMOGRAPHICS



VEHICLES



RESPONSE DATA

Average Times	
Dispatch To Enroute	1.39
Enroute To On Scene	6.72
On Scene Time	15.30
Transport Time	10.21
Dispatch To Available	42.55

Responses By Station	
Main Station (Station 55)	4534
East Goshen (Station 155)	380
East Bradford (Station 255)	627

MISCELLANEOUS CALL INFORMATION

West Chester University Calls		
	Total	%
Total WCU Calls	77	1.4%
WCU Calls in West Chester	50	0.9%
WCU Calls in West Goshen	15	0.3%
WCU Calls in East Bradford	12	0.2%

Covering Other Agencies	
Goshen Fire Co	139
Uwchlan Ambulance	59
Minquas Fire Co	45
Longwood Fire Co	36
Malvern Fire Co	26
Concordville Fire Co	16
Mercy Fitzgerald Hospital EMS	8
East Whiteland Fire Co	5
TowerDIRECT Medic 93	4
Washington Hose Co	3
Westwood Fire Co	1
Modena Fire Co	1
West Grove Fire Co	1
	344

Call Upgrades/Downgrades	
Upgraded to ALS	104
Downgraded to BLS	516

Call Types		
BLS - Sick Person	779	14.1%
BLS - Fall / Lift Assist	536	9.7%
ALS - Respiratory Difficulty	525	9.5%
ALS - Cardiac Problems	495	8.9%
BLS - Injured Person	272	4.9%
BLS - Emotional Disorder	261	4.7%
Accident - BLS	239	4.3%
EMS - Stand By - Fire	192	3.5%
ALS - CVA/Stroke	153	2.8%
ALS - Fall	146	2.6%
ALS - Syncope	138	2.5%
BLS - Abdominal Pain	131	2.4%
BLS - Overdose	129	2.3%
ALS - Seizures	126	2.3%
ALS - Unresponsive Person	111	2.0%
ALS - Overdose	110	2.0%
ALS - Abdominal Pain	100	1.8%
ALS - Cardiac/Resp Arrest	98	1.8%
ALS - Diabetic Emergency	85	1.5%
ALS - Hemorrhaging	76	1.4%
Alarm - BLS Medical	73	1.3%
ALS - Unconscious Person	65	1.2%
ALS - Hypotension	63	1.1%
BLS - Back Pain	58	1.0%
BLS - DOA	46	0.8%
ALS - Allergic/Med Reaction	44	0.8%
BLS - Hemorrhaging	43	0.8%
Accident - ALS	39	0.7%
BLS - Assault w/Injury	36	0.6%
BLS - Syncope	35	0.6%
BLS - Unknown Nature	34	0.6%
ALS - Injured Person	29	0.5%
BLS - Seizures	29	0.5%
ALS - Emotional Disorder	27	0.5%
Accident - Entrapment	26	0.5%
ALS - Back Pain	22	0.4%
Accident - Pedestrian	20	0.4%
Alarm - Carbon Monoxide	18	0.3%
BLS - Maternity/Labor Pain	17	0.3%
Fire - Water Rescue	16	0.3%
BLS - Allergic/Med Reaction	13	0.2%
Fire - Hazmat	13	0.2%
ALS - Assault w/Injury	9	0.2%
ALS - Choking	8	0.1%
EMS - Stand By - Event	8	0.1%
ALS - Exposure to Heat/Cold	7	0.1%
ALS - Maternity/Labor Pains	7	0.1%
Fire - Other Type Rescue	7	0.1%
ALS - Stabbing	6	0.1%
ALS - Poisoning	5	0.1%
Accident - Involving Fire	4	0.1%
ALS - Burns - Scalding/Other	3	0.1%
BLS - Exposure to Heat/Cold	3	0.1%
ALS - Shooting	2	0.0%
BLS - Burns - Misc	2	0.0%
ALS - Burns - Misc	1	0.0%
ALS - Equestrian Injury	1	0.0%
	5541	