



West Goshen Township Police Department

Monthly Activity Report for November 2020

Motor Vehicle Accidents:	This Month	Last Month	Last Year
Property Damage Only	19	10	22
Injury	20	7	4
Pedestrian Involved	1	0	0
Fatality	0	0	0
Totals:	40	17	26

Miscellaneous Activities:	This Month	Last Month	Last Year
Alarms	60	54	69
Assist to Other Departments*	37	23	28
Assist from Other Departments**	22	26	21
Dog Complaints	4	2	6
Fire Calls	22	9	9
Ambulance Calls	113	112	101

*Assist To:				**Assist From:		
<u>WEGO</u>	<u>West Chester</u>	<u>PA Atty General</u>	<u>W. Goshen Roads</u>	<u>WEGO</u>	<u>West Chester</u>	<u>Maryland State Police</u>
Abandoned MV	Disturbance	Live Scan	Misc.	Dispute	Medical Emergency	Found IV Runaway
Accident	Fight 2	<u>Philadelphia</u>		Disturbance	Trespassing 2	
CISM Debriefing		Straw Purchase	<u>West Whiteland</u>	Erratic Driver	Road Rage	<u>Radnor</u>
DRE	<u>East Whiteland Twp.</u>	Theft	Accident	Misc.		Welfare Check
Erratic Driver	Physical Domestic	<u>PSP Embreeville</u>	Hit & Run	MV Theft	<u>Chesco DA</u>	
Investigation	Theft	Criminal Mischief	Misc.	Retail Theft	Neighbor Dispute	<u>Uwchlan Twp.</u>
Medical Emergency	<u>Goshen Fire Co.</u>	DUI	Retail Theft	Suspicious Vehicle		Assault
Pat Down	False Alarm	Hit & Run	Traffic 2	Welfare Check	<u>Chesco Sheriff</u>	
Retail Theft	<u>Lehigh Twp.</u>	Investigation			Road Rage	<u>WC University</u>
Traffic	Narcotics	<u>Tredyffrin</u>		<u>Cain Twp.</u>		Dispute
	<u>New Castle Co.</u>	Susp. Phone Calls		Accident	<u>Coatesville</u>	
<u>CCH Security</u>	Accident	<u>Upper Darby Twp.</u>			Warrant	
Disturbance	<u>Norristown</u>	Unauth use of MV		<u>Chesco Coroner</u>		
	PFA	<u>Valley Creek Crisis</u>		DOA	<u>Kingston</u>	
		302			Terr. Threats	

Mileage Report

Vehicle:	This Month	Accumulated	Vehicle:	This Month	Accumulated
5201	2,497	61,939	5237	262	41,183
5202	974	69,098	5238	462	34,737
5203	850	43,285	5239	339	25,394
5204	610	102,023	5240	705	17,748
5215	122	115,619	5241	317	16,279
5224	674	51,179	5242	515	155,470
5226	410	78,609	5243	2,395	26,195
5227	0	84,600	5244	744	11,246
5229	630	56,834	5245	544	10,511
5233	1,002	67,503	5246	636	7,058
5234	1,028	64,087	5247	1,000	5,309
5235	454	67,420	5248	233	2,957
5236	1,423	62,737	5249	1,654	5,291

Total Mileage This Month: 20,480
Total Mileage Last Month: 19,850
Mileage Same Time Last Year: 20,453

NOVEMBER 2020

BUILDING PERMIT REPORT
 WEST GOSHEN TOWNSHIP
 11/1/20 - 11/30/20

BUILDING OFFICIALS
 MIKE McCarthy
 JOHN BESWICK

PERMIT TYPE	NUMBER OF PERMITS	CONSTRUCTION COST	PERMIT FEES
ASF & DSF Dwellings	10	\$2,583,945.00	\$25,884.45
BUILDING	22	\$6,042,678.00	\$57,264.11
ELECTRICAL	25	\$2,656,624.00	\$2,050.14
FIRE PROTECTION	6	\$483,558.99	\$627.00
HVAC	29	\$2,150,414.00	\$22,100.64
PLUMBING	16	\$535,050.00	\$5,904.50
ROOFING	9	\$99,007.65	\$1,140.50
ZONING	11	\$27,539.00	\$1,300.00
Use & Occupancy	11	\$0.00	\$875.00
SUB- TOTALS	139	\$14,578,816.64	\$117,146.34
E&S	3	\$0.00	\$350.00
SEWER Tapping & Connection	15	\$0.00	\$45,930.00
OPEN SPACE	12	\$0.00	\$30,000.00
ROAD OCCUPANCY	10	\$0.00	\$1,070.00
Totals	179	\$14,578,816.64	\$194,496.34
Residential	148		
Commercial	31		
Total	179		

Casey LaLonde

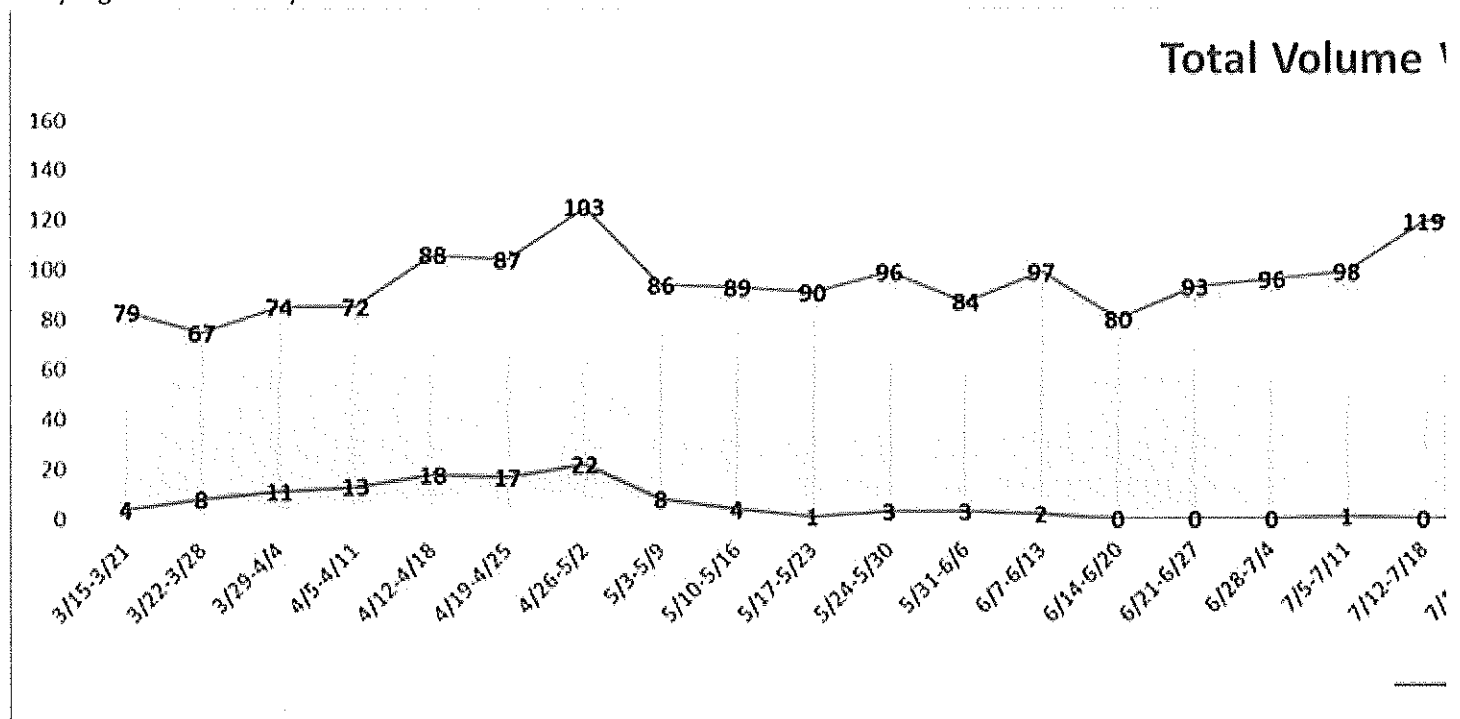
From: Charles Brogan <cbrogan@goodfellowship.org>
Sent: Wednesday, December 9, 2020 12:23 PM
To: Charles Brogan
Subject: Good Fellowship - November Operations Report
Attachments: November - Municipal.pdf

CAUTION: This email originated from outside of the organization. Do not click links or open attachments unless you recognize the sender and know the content is safe.

Good Morning,

The November Operations Report from Good Fellowship Ambulance is attached. You can see November was an extremely busy month for us, our busiest since December 2018. While there is an uptick of COVID-19 cases, much of the increase was also related to "normal" call volume in the area.

This graph shows weekly total 911 call volume with positive COVID-19 patients since mid-March. Unfortunately the COVID-19 numbers are only based on confirmations we receive from hospitals or the patient themselves. The number is likely higher than what you see below. It does show the increase in call volume this fall.



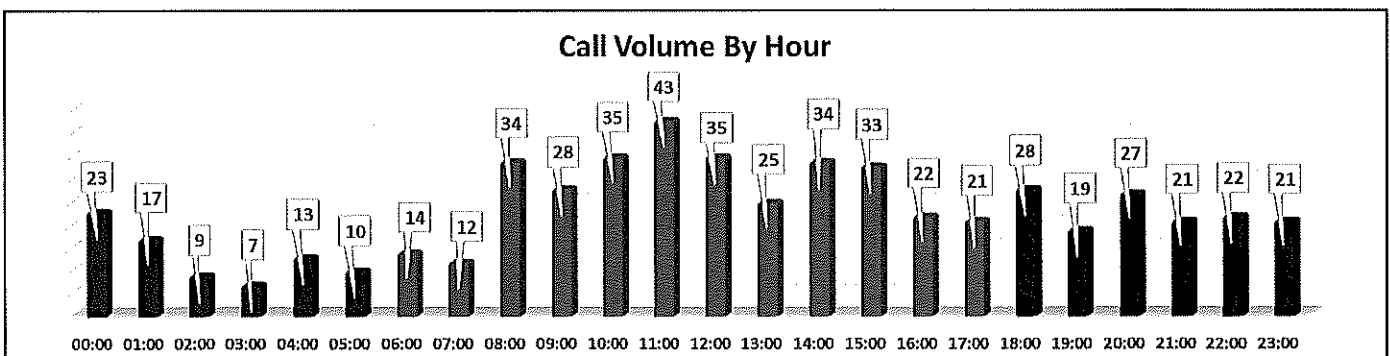
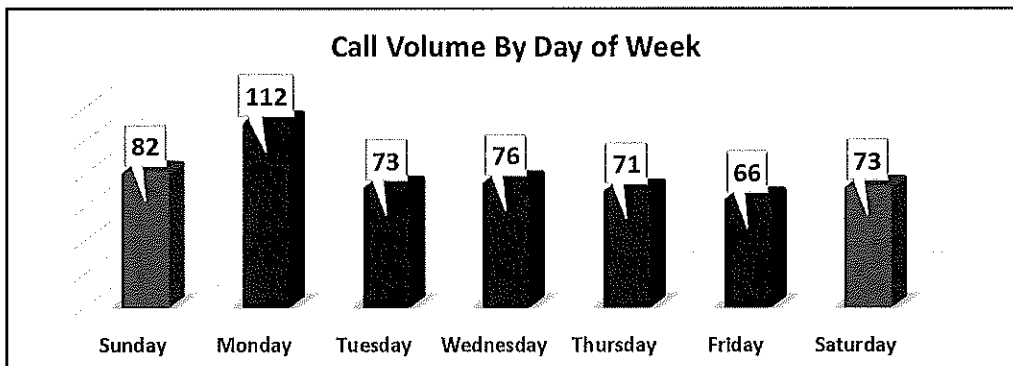
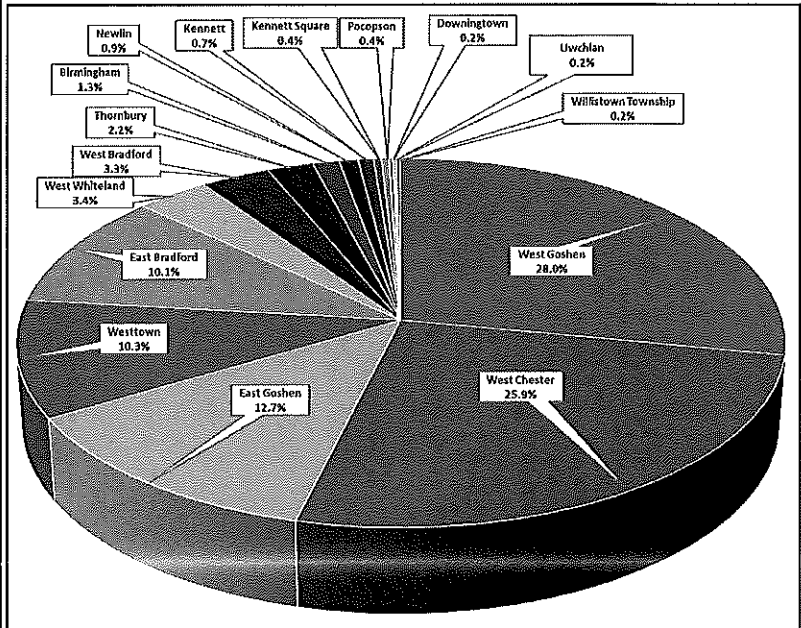
Charles M. Brogan IV
Director of Operations



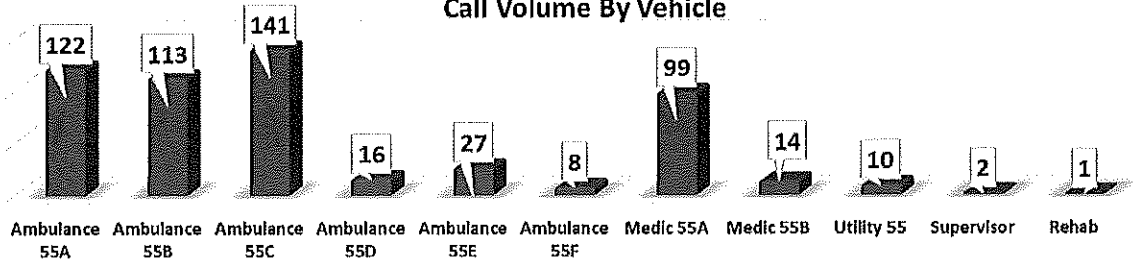
November 2020
OPERATIONS REPORT

CALL VOLUME


Municipality	Month	% of Calls	YTD
West Goshen	155	28.0%	1268
West Chester	143	25.9%	1302
East Goshen	70	12.7%	561
Westtown	57	10.3%	490
East Bradford	56	10.1%	527
West Whiteland	19	3.4%	270
West Bradford	18	3.3%	219
Thornbury	12	2.2%	121
Birmingham	7	1.3%	72
Newlin	5	0.9%	18
Kennett	4	0.7%	
Kennett Square	2	0.4%	
Pocopson	2	0.4%	
Downingtown	1	0.2%	
Uwchlan	1	0.2%	
Willistown Township	1	0.2%	
	553		



Call Volume By Vehicle



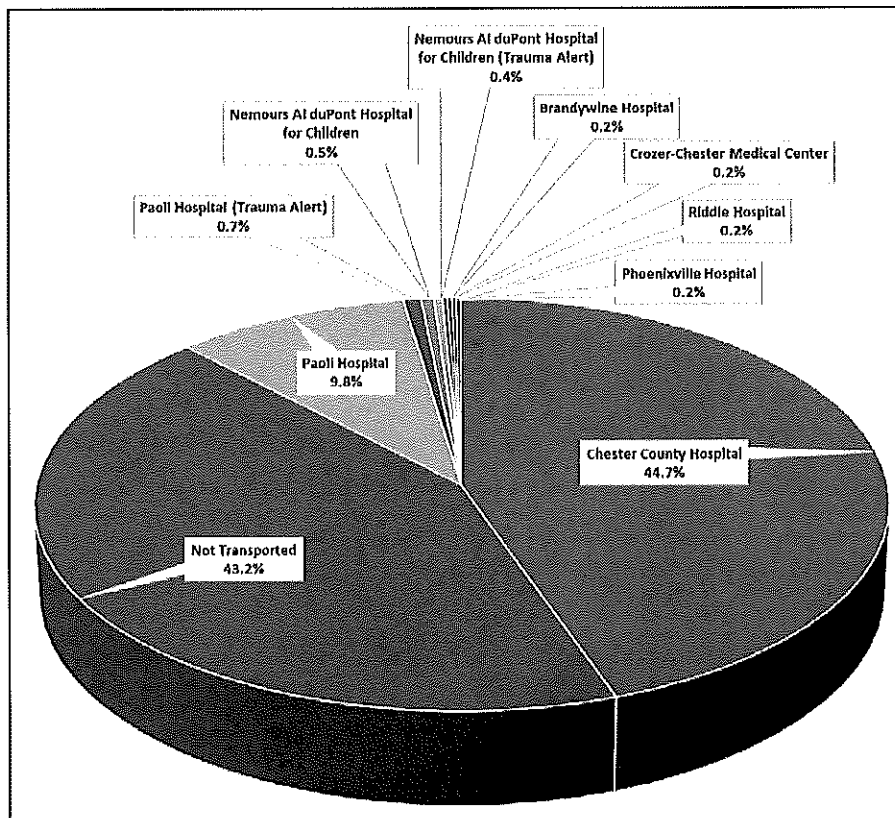
Call Sequence



HOSPITAL DESTINATION INFORMATION

Receiving Hospital	Total	%
Chester County Hospital	247	44.7%
Not Transported	239	43.2%
Paoli Hospital	54	9.8%
Paoli Hospital (Trauma Alert)	4	0.7%
Nemours Al duPont Hospital for Children	3	0.5%
Nemours Al duPont Hospital for Children (Trauma Alert)	2	0.4%
Brandywine Hospital	1	0.2%
Crozer-Chester Medical Center	1	100.0%
Phoenixville Hospital	1	0.2%
Riddle Hospital	1	0.2%
	553	
	Transported: 314	56.8%
	Not Transported: 239	43.2%
	553	

Non-Transport Breakdown	
Refusal	51
Recalled Enroute	32
Recalled On Scene	72
No Services	40
Lift Assist	38
DOA	4
Released to BLS	2
External ALS Assist	0
	239



MISCELLANEOUS CALL INFORMATION

Average Times	
Dispatch To Enroute	1.38
Enroute To On Scene	6.77
On Scene Time	15.62
Transport Time	10.36
Dispatch To Available	41.65

Alcohol / Drug Suspicion		
	Total	%
Alcohol	21	3.8%
Alcohol and Drugs	4	0.7%
Drugs	19	3.4%
Total:	44	8.0%
Unknown / Unable to Determine	19	3.4%

Calls Covering Other Agencies	
Goshen Fire Co	20
Longwood Fire Co	8
Uwchlan Ambulance	5
Malvern Fire Co	3
Minquas Fire Co	1
Concordville Fire Company	1
	38

Calls Covered By Other Agencies	
BLS Covered Calls	2
ALS Covered Calls	0
BLS & ALS Covered Calls	0
	2

West Chester University Calls		
	Total	%
Total WCU Calls	4	0.7%
WCU Calls in West Chester	2	0.4%
WCU Calls in West Goshen	1	0.2%
WCU Calls in East Bradford	1	0.2%

Call Types		
BLS - Sick Person	79	14.3%
BLS - Fall / Lift Assist	71	12.8%
ALS - Respiratory Difficulty	54	9.8%
ALS - Cardiac Problems	44	8.0%
BLS - Emotional Disorder	33	6.0%
EMS - Stand By - Fire	26	4.7%
BLS - Injured Person	25	4.5%
Accident - BLS	23	4.2%
ALS - Unresponsive Person	15	2.7%
ALS - Hemorrhaging	14	2.5%
BLS - Abdominal Pain	13	2.4%
ALS - Fall	12	2.2%
ALS - Seizures	11	2.0%
ALS - Abdominal Pain	10	1.8%
ALS - Diabetic Emergency	10	1.8%
ALS - Overdose	10	1.8%
BLS - Overdose	9	1.6%
ALS - Unconscious Person	8	1.4%
ALS - Syncope	7	1.3%
ALS - CVA/Stroke	6	1.1%
Accident - Entrapment	6	1.1%
BLS - Assault w/Injury	6	1.1%
ALS - Emotional Disorder	5	0.9%
Accident - ALS	5	0.9%
BLS - Back Pain	5	0.9%
ALS - Assault w/Injury	4	0.7%
ALS - Cardiac/Resp Arrest	4	0.7%
ALS - Hypotension	4	0.7%
ALS - Injured Person	4	0.7%
Alarm - BLS Medical	4	0.7%
BLS - Unknown Nature	4	0.7%
Accident - Pedestrian	3	0.5%
BLS - DOA	3	0.5%
ALS - Back Pain	2	0.4%
BLS - Hemorrhaging	2	0.4%
BLS - Seizures	2	0.4%
BLS - Syncope	2	0.4%
Fire - Water Rescue	2	0.4%
ALS - Allergic/Med Reaction	1	0.2%
ALS - Poisoning	1	0.2%
Accident - Involving Fire	1	0.2%
BLS - Maternity/Labor Pain	1	0.2%
Fire - Hazmat	1	0.2%
Fire - Other Type Rescue	1	0.2%
	553	